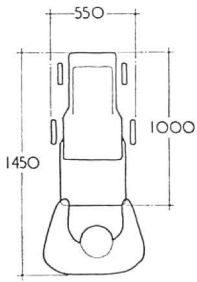
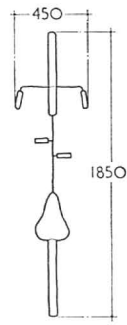


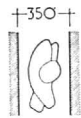
prambulator




pushchair



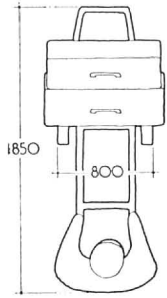
bicycle



edging width: suitable for short distances or occasional use



one man width: (750 clearance gives comfort for various postures)



porters' barrow



450

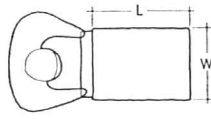


450




450

single queue: no baggage




type	L	W
food (small)	600	450
railway	850	1100
baggage (airport hotel etc)	2500	800

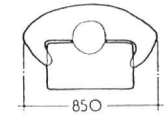
trolleys



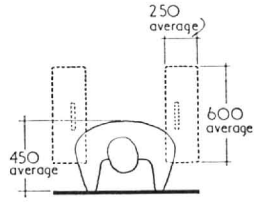
occasional two man width: in corridors normally used by one person



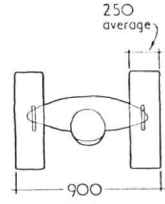
two man width: same direction



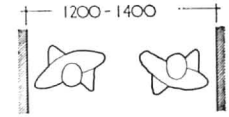
person with tray



counter

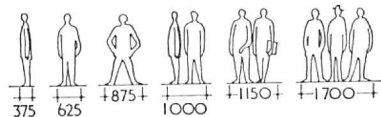


person with baggage

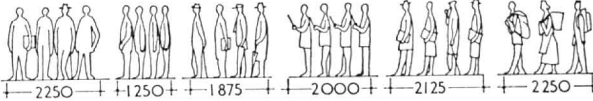


two man width: passing


6.2 Circulation: common sizes



space requirement between walls allowing extra 10% for easy movement



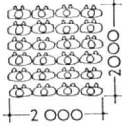
space requirement for closely spaced groups




walking pace

marching pace

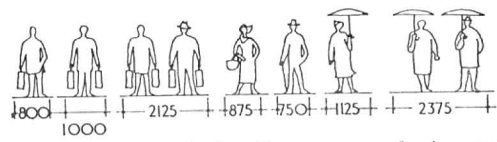
stroll



greatest density possible per m² is 6 people



space requirement for different body positions



6.4 Circulation: examples from German sources of various space requirements